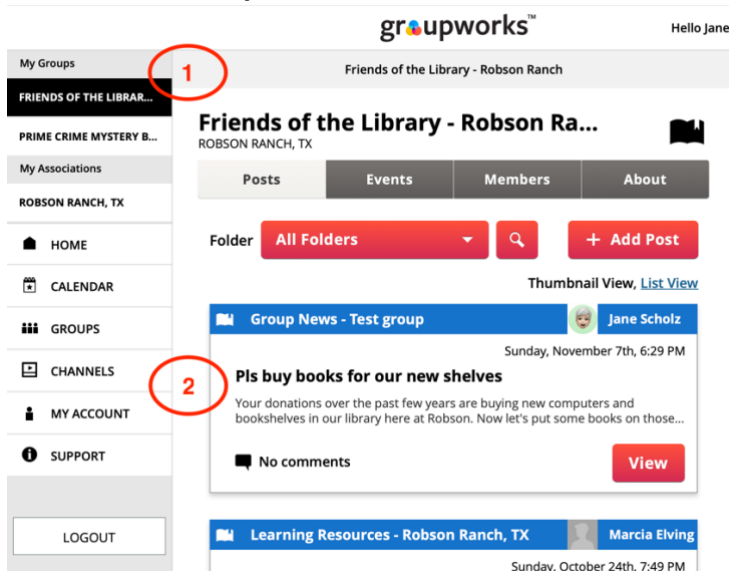


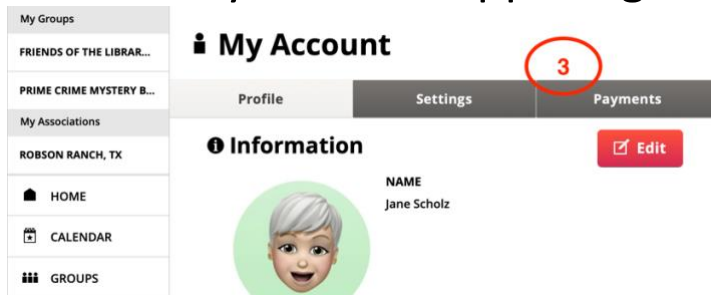
Make FOL donations or payments by credit card in eight EASY steps

1. Sign in to GroupWorks, at www.groupworks.com. Click Friends of the Library in left hand column.

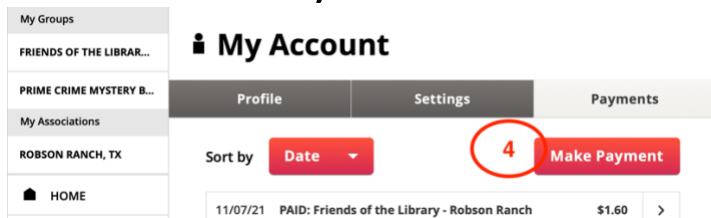
2. Click "My Account" in bottom left hand column.



3. Click Payments in upper right corner.



4. Click red Payment button.



5. In the Select Vendor window, select Friends of the Library. Enter the donation AMOUNT you want to make, what this payment is for and in NOTE, the name of the person you are honoring with this donation. Hit the red Submit button.

My Groups

Cancel Make Payment Submit

5

SEND TO
Friends of the Library - Robson Ranch

My Associations

ROBSON RANCH, TX

HOME

CALENDAR

GROUPS

CHANNELS

MY ACCOUNT

SUPPORT

AMOUNT *
\$

WHAT IS THIS PAYMENT FOR? *
Enter the name of the payment.

NOTE *Optional*
If you'd like to include a note, enter it here.

6. Click the red "Pay with Credit Card" button.

groupworks

Close

Select Payment Method

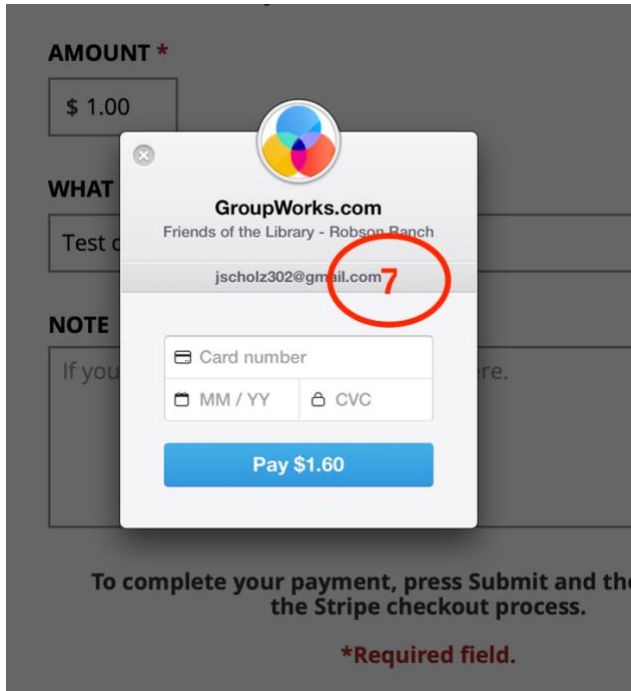
You may pay this Group online with your credit card. Here are the associated fees:

Credit Card
Payment
\$0.60 fee

6

Pay Later Pay with Credit Card

7. Enter your credit card info. Because this is a charitable donation, your donation will be grossed up to cover the small card processing fee so we can put more of your money to work for our library. Hit the blue Pay button.



8. Save your online receipt or, in a few minutes, check your texts or email for a receipt from GroupWorks.

Thank you!!!